




Features:

- 5-Band DWDM Band Pass Splitter
- Channel Wavelengths: DWDM
CH. 16 - CH. 23
CH. 25 - CH. 32
CH. 34 - CH. 41
CH. 43 - CH. 50
CH. 52 - CH. 59



- Channel Spacing: 100GHz
- Maximum Optical Power: 300mW
- Connector Type - All Ports: LC/UPC
- Reliability: Telcordia GR-1209, GR-1221
- Operating Temperature: -40 to 85°C
- Storage Temperature: -40 to 85°C
- Dimensions: 100mm x 100mm x 28.5mm
- Faceplate: 130mm



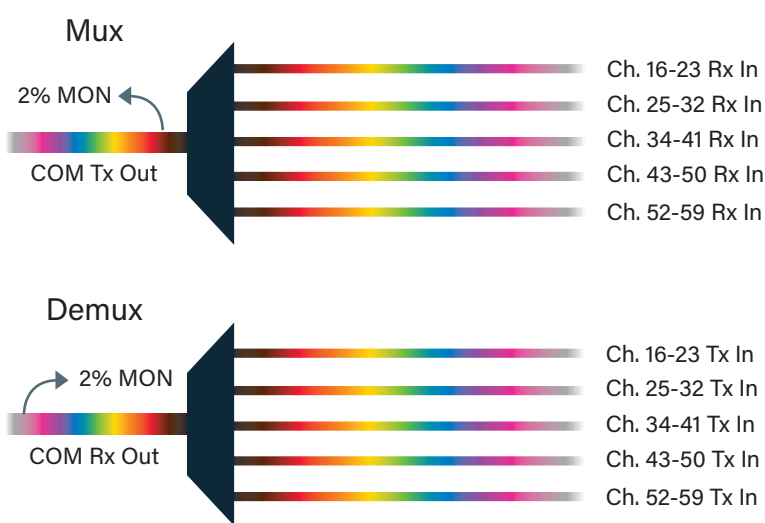
1. Optical Requirements

Parameter	Value
Passband, DWDM Channel Ports (Min.)	$\geq \text{ITU} \pm 0.11\text{nm}$
Passband Ripple (Max.)	$\leq 0.5\text{dB}$
Isolation, Adjacent Channel - DWDM (Min.)	$\geq 30\text{dB}$
Isolation, Non-Adjacent Channel - DWDM (Min.)	$\geq 40\text{dB}$
Return Loss - All Ports (Min., Including Connectors)	$\geq 45\text{dB}$
Directivity - DWDM Ports (Min.)	$\geq 50\text{dB}$
Polarization Dependent Loss (Max.)	$\leq 0.2\text{dB}$
Polarization Mode Dispersion (Max.)	$\leq 0.2\text{ps}$

2. Insertion Loss

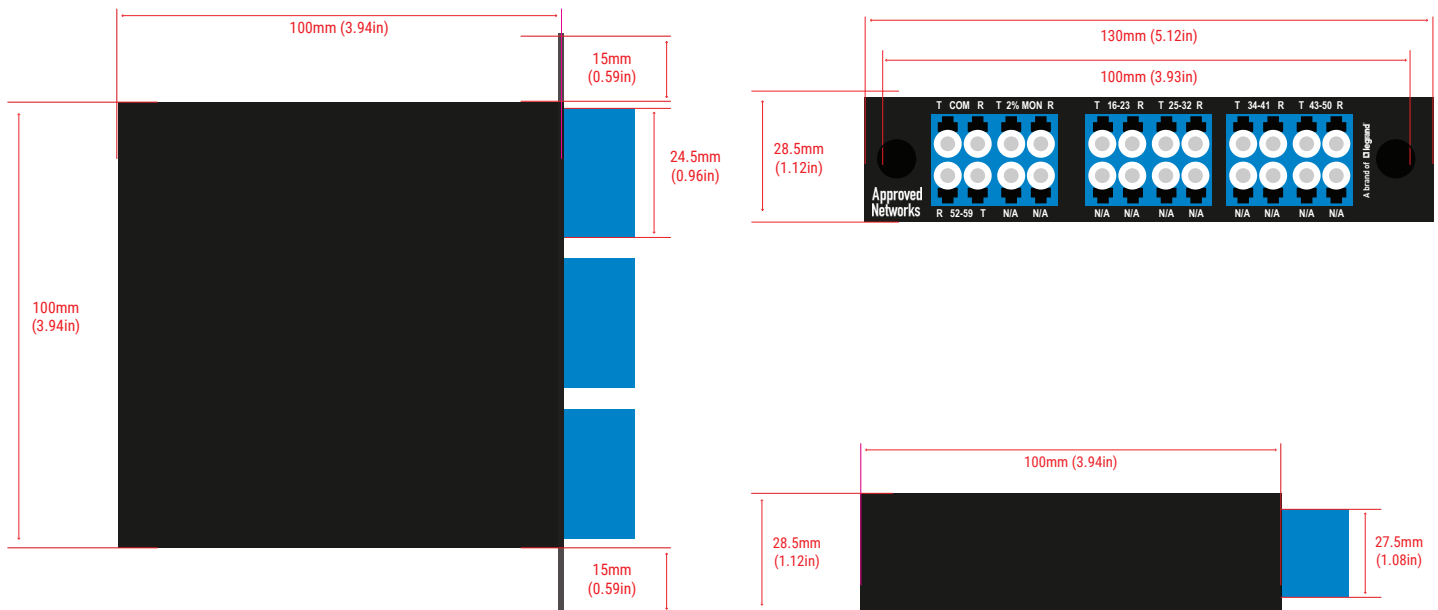
Parameter	Value
DWDM Insertion Loss (Max.)	$\leq 2.5\text{dB}$
MON Port Insertion Loss	$\leq 21.5\text{dB Mux}/19.0\text{dB Demux}$

3. Network Diagram



Channel	Mux		Demux	
	Typ.	Max.	Typ.	Max.
2% MON	21.3	21.5	19.0	19.0
CH. 16 - 23	1.1	1.3	2.3	2.5
CH. 25 - 32	1.4	1.6	2.1	2.2
CH. 34 - 41	1.7	1.9	1.7	1.9
CH. 43 - 50	2.1	2.2	1.4	1.6
CH. 52 - 59	2.3	2.5	1.1	1.3

4. Mechanical Diagram



5. Ordering Information: Module

Part Number	Description
ZS-DWDM-BPS-100-40-L-8-1-16-L-H	DWDM 100GHz Spacing, Band Pass Filter (Groups), TFF Thin Film Filter (I-Temp), 40 Channel, L (LC/UPC), Channel 16 Start, Single Module, LGX, 8-skip-1

6. Ordering Information: Mounting Options

LGX Chassis



Part Number	Description	Dimensions	LGX Slots
ZS-LGX3R-14S-CHASSIS-1923	LGX 3RU Chassis For 14 LGX Modules And Fiber Mgmt. - 19 Or 23" Rack	Fits 19" Or 23" Rack x 3RU	14



Part Number	Description	Dimensions	LGX Slots
ZS-LGX1R-3S-CHASSIS-1923	LGX 1RU Chassis For 3 LGX Modules And Fiber Mgmt. - 19 Or 23" Rack	Fits 19" Or 23" Rack x 1RU	3

LGX Faceplate



Part Number	Description	Dimensions	LGX Slots
LGX1R-FACEPLATE	1RU Faceplate 19" With 3 LGX Slots For Passives	Fits 19" Rack x 1RU	3

Magnetic "C" Bracket



Part Number	Description	Dimensions	LGX Slots
LGX-2U2L	2RU Magnetic Bracket With 2 LGX Slots For Passives	5.28" x 3.94" x 2.44"	2

7. Contact Information

Tel: 800.590.9535

Web: <http://www.approvednetworks.com>