

PASSIVES DATA SHEET


44 Channel Dual Fiber Flat-Top DWDM Mux/Demux Ch. 16-59 + OTDR

Champion ONE's DWDM passive networking products for inside-plant applications provide a cost-effective, high-reliability solution to fiber capacity challenges.

Technical Specifications

WAVELENGTH INFORMATION

DWDM channel wavelengths: ITU Ch. 16-59, 100GHz spacing
 DWDM channel width: 25GHz (@ 0.5dB); 67GHz (@ 3.0dB)
 MON operating wavelength: 1260-1620nm
 OTDR center wavelength: 1625nm
 OTDR passband width: 1600-1670nm

FORM FACTOR AND CONNECTOR TYPES

1RU enclosure
 LC/UPC connector (all ports)

DIMENSIONS (LXWXH)

Body: 250 x 440 x 44 mm
 Faceplate: 482.6 x 44mm

TEMPERATURE RANGE

-5° C to 65° C (operating)
 -40° C to 85° C (storage)

WARRANTY

All feature a limited 5-year warranty

COMPLIANCES

RoHS compliant
 Telcordia GR-1209, GR-1221

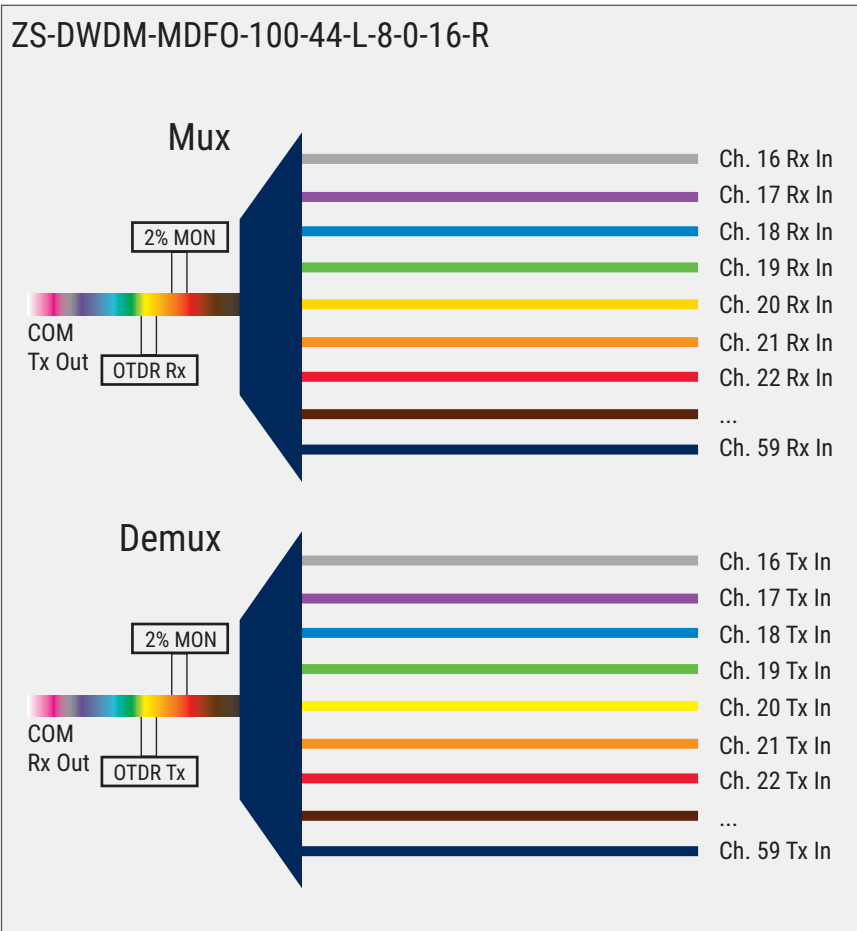
Parameter	Value
DWDM Channel Insertion Loss (dB)	6.2 (max) 4.8 (typ)
OTDR Insertion Loss (dB)	1.0 (max) 0.8 (typ)
MON Port Insertion Loss (mux/demux, dB)	≤ 25.2 / 19.3
Adjacent Channel Isolation between DWDM Channels (dB)	≥ 25
Non-Adjacent Channel Isolation Between DWDM Channels (dB)	≥ 30
Total Channel Isolation (dB)	≥ 24

Parameter	Value
OTDR Isolation (dB)	≥ 30
Polarization Dependent Loss (dB)	≤ 0.5
Directivity (dB)	≥ 40
Return Loss (dB)	≥ 40
Polarization Mode Dispersion (ps)	≤ 0.5
Fiber Type	SMF-28e+ 900 μm
Filter Type	Athermal AWG
Max Power Handling (mW)	300

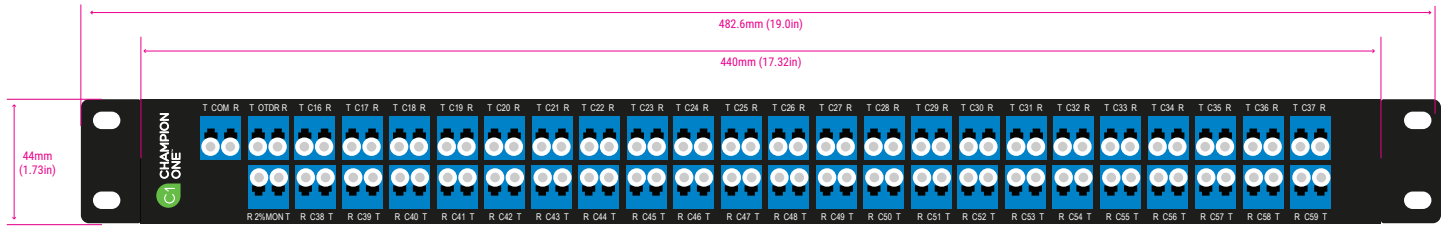
Ordering Information

C1 Part Number	Description
ZS-DWDM-MDFO-100-44-L-8-0-16-R	DWDM 100GHz spacing, Mux/Demux Pair (Dual Fiber), Flat top AAWG, 44 Channel, L (LC/UPC), Channel 16 Start, Single module, Rack Mount (1RU 19"), OTDR, Skip 0, MON 2% M/D


Network Diagram




Physical Diagrams



Front View



Side View



Top View