

PASSIVES DATA SHEET



44 Channel Dual Fiber DWDM Mux/Demux Ch. 16–59 [AAWG]

Champion ONE's DWDM passive networking products for inside-plant applications provide a cost-effective, high-reliability solution to fiber capacity challenges.

Technical Specifications

WAVELENGTH INFORMATION

DWDM channel wavelengths: ITU Ch. 16–59, 100GHz spacing
 MON operating wavelength: 1260–1620nm
 Full passband width: 25GHz (@ 0.5dB); 67GHz (@ 3.0dB)

FORM FACTOR AND CONNECTOR TYPES

1RU enclosure
 LC/UPC connector (all ports)

DIMENSIONS (LXWXH)

Body: 250 x 440 x 44 mm
 Faceplate: 482.6 x 44mm

TEMPERATURE RANGE

-5° C to 65° C (operating)
 -40° C to 85° C (storage)

WARRANTY

All feature a limited 5-year warranty

COMPLIANCES

RoHS compliant
 Telcordia GR-1209, GR-1221

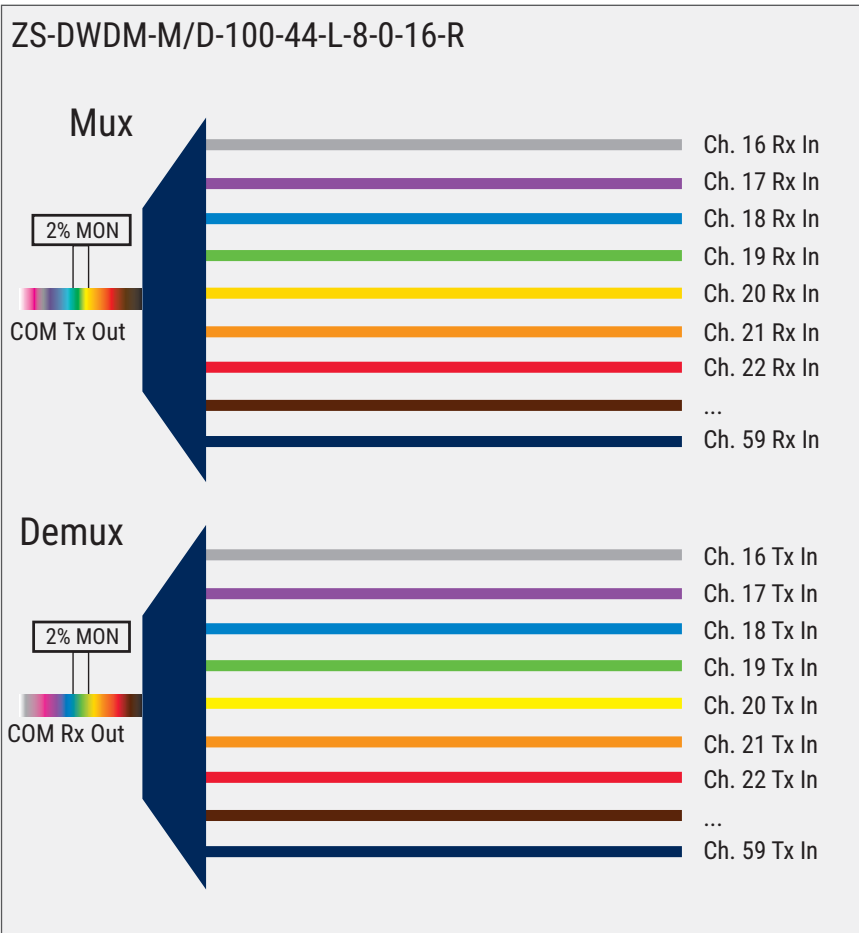
Parameter	Value
DWDM Channel Insertion Loss (dB)	5.9 (max) 4.5 (typ)
MON Port Insertion Loss (mux/demux, dB)	≤ 24.9 / 19.0
Adjacent Channel Isolation between DWDM Channels (dB)	≥ 25
Non-Adjacent Channel Isolation Between DWDM Channels (dB)	≥ 30
Total Channel Isolation (dB)	≥ 24

Parameter	Value
Polarization Dependent Loss (dB)	≤ 0.5
Directivity (dB)	≥ 40
Return Loss (dB)	≥ 40
Polarization Mode Dispersion (ps)	≤ 0.5
Fiber Type	SMF-28e+ 900 μm
Filter Type	AAWG
Max Power Handling (mW)	300

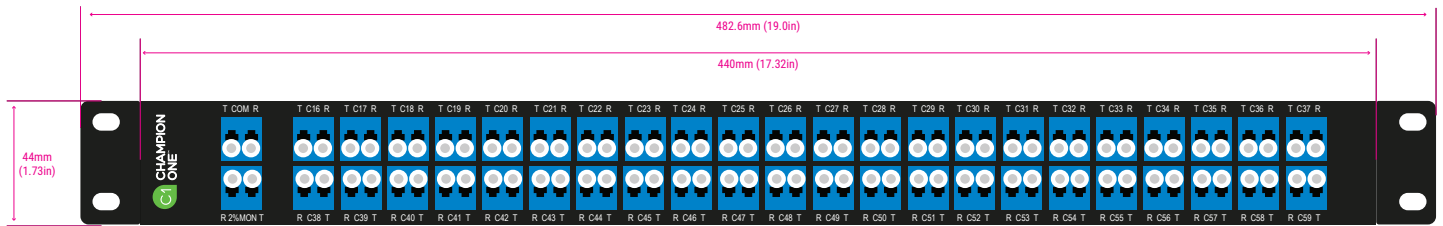
Ordering Information

C1 Part Number	Description
ZS-DWDM-M/D-100-44-L-8-0-16-R	DWDM M/D Athermal AWG 100GHz 44 Ch, LC, 8 skip 0, Ch 16 start, 2% Mon, 1RU


Network Diagram




Physical Diagrams



Front View



Side View



Top View